

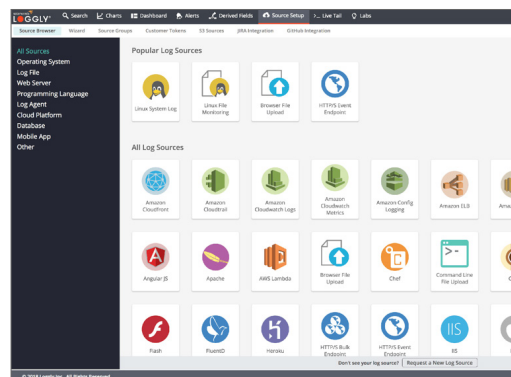
Loggly: Search, Visualize, and Analyze Your Log Data Across the Stack

Hosted, managed, parsed, and summarized log data—investigate quickly and reduce your MTTR.

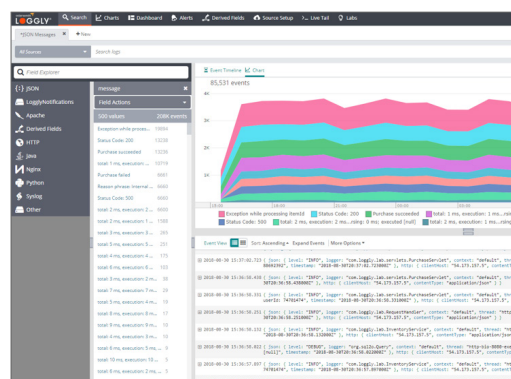
With SolarWinds® Loggly®, you gain real-time visibility across machine data from any source. Our cloud-based service automatically structures and summarizes this data and connects it to the corresponding source code as well as to the tools your team uses every day.

FEATURES

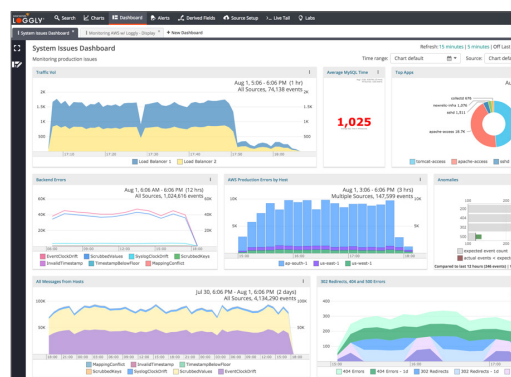
Monitor everything that matters. Send logs and metrics from multiple sources—no proprietary agents required. Monitor, analyze, and optimize applications running on dynamic infrastructures, hybrid clouds, microservices, devices, and IoT. Understand performance and identify root causes with data from the full stack and third-party services.



Investigate using high performance interactive searching over massive data volumes and long time periods. The Dynamic Field Explorer™ provides a structured summary of all your parsed logs—it's like a map of your data. View surrounding events that occurred just before or after critical events across the entire distributed stack. Use Loggly Live Tail to see all of your logs across all of your systems in real time.



Analyze and visualize your data to answer key questions, spot trends, and track SLA compliance. Create charts for log event counts, averages, percentiles, and more. Filter your log data and use structured, unstructured, and semi-structured log data to create charts. Build dashboards from many charts to fit your precise monitoring needs. Use preconfigured dashboards for many popular technologies.



Collaborate throughout the software lifecycle and send Loggly alerts to PagerDuty®, Slack®, or HipChat® or use any webhook-compatible notification service. Integrate with GitHub®, where Loggly links your logs directly to the corresponding file and line in your source code and view recent commits. Create Jira® tickets with a single click based on specific log data from within Loggly.

PRICING

The right price for every-sized business.

LITE	STANDARD	PRO	ENTERPRISE SCALE
Free	Starting at \$79 per month billed annually*	Starting at \$199 per month billed annually*	Starting at \$349 per month
Basic log search for starters	Easy-to-use log analysis and monitoring for small businesses	Log analysis and monitoring for companies with growing applications	All-inclusive log analysis, monitoring, reporting, and collaboration for enterprises Contact Sales: sales@Loggly.com
Features include:	All Lite features, plus:	All Standard features, plus:	All Pro features, plus:
Centralized log management Automated log summaries Search and filters Single user	Up to 3 users Up to 3 source groups Built-in email alerting Fast monitoring with charts & dashboards Direct access to support team *Or \$99 per month, billed monthly	Up to 5 users Up to 5 source groups Alerts: email, webook (use with PagerDuty, HipChat, Slack, VictorOps) Custom derived fields: up to 10 rules API access Archive to Amazon® S3 Peak Overage Protection *Custom pricing available	Unlimited users Unlimited source groups Unlimited derived field rules Variable custom volume (up to TBs) Custom retention periods Technical success management Loggly Live Tail GitHub integration Jira software integration Anomaly Detection Federated identity management

All prices as of October 2018.